

# Transitional Shades

allure® Transitional Shades



Allure Transitional Shades offer the privacy of a window shade, the softened view of a sheer, and the option of raising or lowering your shade with privacy control at every level! The 3" to 3 1/2" vane size smoothly transitions from an open shade to a closed shade. Or choose the 5" vane for larger scale windows.

Operating the shade using a continuous loop bead chain is easy. A Cord Tension Lock is installed on the operating side of the shade to secure the cord and keep the continuous loop tight. Metal chains are also available as an upgrade.

A Couplitaire shade (see back photos) combines an Allure shade (room side) with a room darkening fabric (street side) on outside mount shades to maximize privacy and light control.

All Allure fabrics can be FR treated for commercial and educational facilities. Allure shades have a Lifetime Limited Warranty.



10/2017

Contract Department  
[www.lafvb.com/lifcontract](http://www.lafvb.com/lifcontract)  
765-464-2500 / [quotes@lafvb.com](mailto:quotes@lafvb.com)



# Transitional Shades

allure® Transitional Shades

## Fabric Selection

- 31 Light Filtering fabrics with 3" to 3 1/2" vane
- 6 Room Dimming fabrics
- Mystic Wide with approximate 5" vane
- Total of 131 skus

## Manual Transitional Shade

- Clutch operated with beaded loop chain
- Includes a fabric covered cassette
- Choose Small or Large Cassette
- Vane alignment to  $\pm 1/4"$
- Cassette colors: Black, Bronze, Brushed Nickel, Desert Tan, White, Vanilla
- Options: Multiple Shades on One Headrail, Metal Bead Chain

## Modernaire Option

- Contemporary European style  
(Exposed hardware, no cassette)
- Clutch operated with beaded loop chain
- Headrail is white only and is exposed
- Headrail is turned based upon IS or OS
- Vane alignment to  $\pm 1/4"$



## Flame Retardant Coating

A flame retardant coating is available for all fabrics. The shade is fabricated then sent to an external facility for the flame retardant coating. Allow four to six weeks extra delivery time for this service. Standard shipping is included.

Several motorization options are available.  
See Allure Motorization Overview.


## Couplitaire Option

- Two shades operating independently
- Clutch operated with beaded loop chain
- Allure shade to room side with beaded loop chain
- Serene Room darkening material (white backing to street side) with EZ Lift operating system.
- Fabric covered valance made with the Allure material to conceal the lift systems



## Arch Options

- Allure fabric in the fixed open or fixed closed position
- Standard Arch has painted or stained wood frame with gimp trim and staples
- Framed Allure Arch has a finished look with 9 wood finishes available - Gardenia, Navajo White, Natural, Cottage Pine, Buckeye, Mahogany, Java Roast, Thunder and Ebony Wash.
- Routed Framed Allure Arch provides a notched edge on back side so the face fits flush against the window frame for easy installation and reduced light gap.



Standard Arch  
with gimp and wood frame



Framed Arch  
Available in 9 colors





Entice  
White 885



Entice  
Cream 235




Entice  
Smoke 802



Reserved  
(Room Dimming)  
Latte 463



Reserved  
(Room Dimming)  
Root 175



Mystic  
Marble 535



Mystic  
Pecan 615



Mystic  
Chestnut 176




Discreet  
(Room Dimming)  
Tawny 837




Discreet  
(Room Dimming)  
Mink 462


Room Darkening Fabrics (white backing faces the street side)  
to be used for Couplitaire Shades




Serene  
Vanilla 350



Serene  
Alabaster 007




Serene  
Cream 235




Serene  
Linen 455



Serene  
Camel 139



Serene  
Slate 800



Serene  
Truffle 857

A flame retardant coating is available for all fabrics. The shade is fabricated then sent to an external facility for the flame retardant coating. Allow four to six weeks extra delivery time for this service. Standard shipping is included.

The most popular Allure patterns and colors are shown.  
For a complete selection, visit the Materials Library at [www.lafvb.com](http://www.lafvb.com).



Product Features - see Allure Sell Sheet

Dimensional Guidelines

Standard Transitional

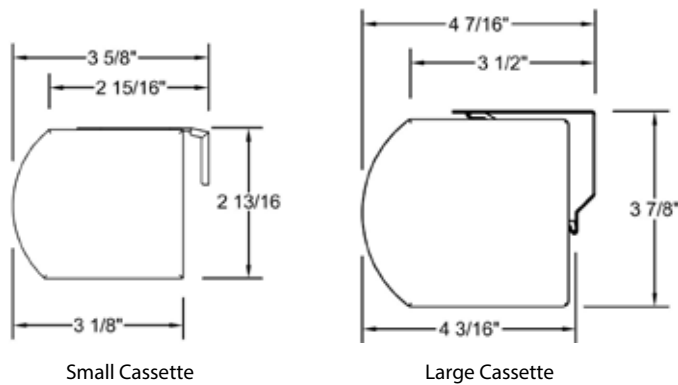
- Maximum Width: 90" for most fabrics;  
84" Mirage  
102" Mystic, Mystic Wide, Ritz
- Max. Width-2 on 1: 156"
- Maximum Length: 120" for most fabrics, 96" Mirage  
96" Small Cassette

- Modernaire: Maximum Width: 84"  
Maximum Length: 96"

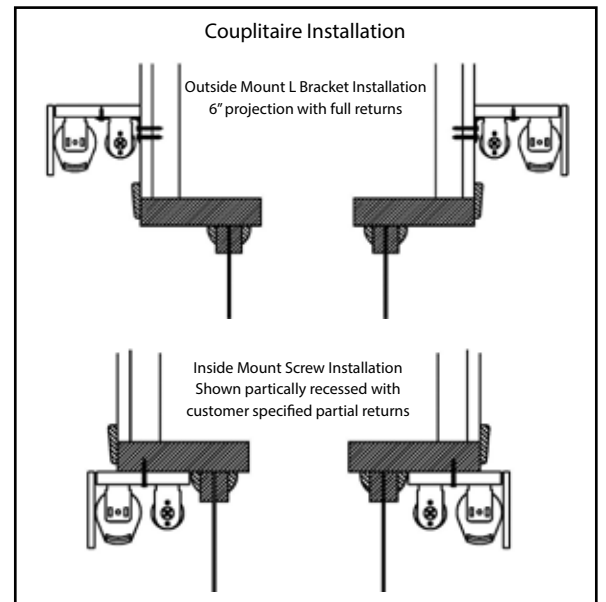
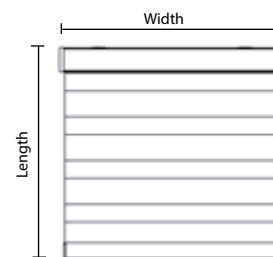
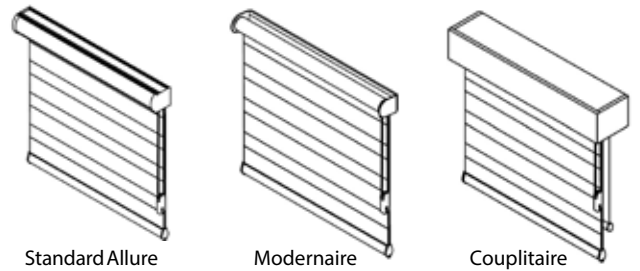
- Couplitaire: Maximum Width: 78" or 84" based on material  
Max. Width-2 on 1: 78" or 84"  
Maximum Length: 96"

Cassette Colors - Black, Bronze, Brushed Nickel,  
 Desert Tan, White, Vanilla

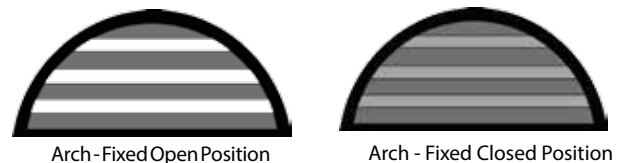
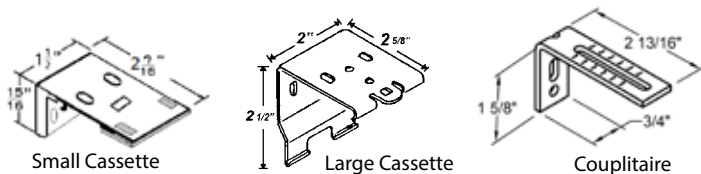
Cassette Options



Allure Shade Types



Installation Brackets



Motorization is available. See Motorization Overview.



## *Hardwired Systems*

### **Somfy Sonesse® 40 RTS**

- 1 1/2" diameter aluminum tube
- Includes Large Cassette
- Includes a 11 1/2' wire w/o a plug, designed to be wired in directly
- Motor can be located on left or right side
- Size Standards:
  - Minimum width: 29"
  - Maximum width: 102"
  - Maximum height: 120"
- Additional Options
  - ST40 STD
  - Board Mount
  - 4" and 5" Fascia
- Controls: Single and multi-channel Remotes; Wall Switches; Sun Sensor: Home Automation, MyLink app

## *Battery Operated Systems*

### **Roll Up WireFree™ RTS (System II)**

- Available with Small and Large Cassette Allure Shades
- Available with Allure Modernaire Shades
- Available on 1 1/2" aluminum tube
- Includes 12 Volt single reloadable Battery Wand with Lithium batteries and mounting clips
- Size Standards:
  - Minimum width 15"
  - Maximum width 96"
  - Minimum height: 12"
  - Maximum height:96"
- Additional Options:
  - Power
    - 12V DC Power Supply (Individual)
    - 12V DC Power Supply Distributed Power (Large Applications)
    - Solar Pack
  - Controls: Single and Multi Channel Remotes; Wall Switches
- Exclusions: Sundown

For further motorization information contact the Lafayette Customer Service Motorization Department.

