


3.1.2 Change Parts (continued)

Illustrated below are the size dependent parts that must be change when a capsule of a different size from the previous one is to be processed.

Rectifier Assembly




Feed Block



Rotation Module



Guide Chute




Rectifier Block Assembly




Capsule Ring Sets

Closure Assembly



Closing / Pressure Plate



Peg Ring